




**GAWANDE COLLEGE OF
PHARMACY.**

Sakharkherda, Lavala Road, Tq.
Sindkhed Raja
Dist.Buldhana



Department:Pharmacology

Name of the instrument:**Aseptic Cabinet**

S.O.P. No.: GCP/PH/061


Stock Register No.: PH-
1200/24

Effective date:17/02/2015




Review date:20/02/2015

Procedure:

- Ensure that the power supply of the aseptic cabinet is properly connected to the power supply.
- Switch 'ON' the main switch and then the cabinet switch.
- Work in the Aseptic cabinet for the required time and clean the equipment after work.
- Clean the equipment with the IPA 70%.
- Switch 'ON' the UV light for 30 min.
- After exposure of UV light switch 'OFF' the main switch and then the cabinet switch.
- Calibrate the instrument same as LAF.



Aseptic Cabinet

<p><u>Prepared by</u></p> <p> Miss. J.M. Adhan Lab-In Charge</p>	<p><u>Checked by:</u></p> <p> (Dr. J.B. Sanap) H.O.D</p>	<p><u>Approved by</u></p> <p> (Dr. J.B. Sanap) Principal</p>
--	--	--